

The image features a serene forest scene with a dirt path leading through tall, thin trees. The lighting is soft, suggesting a misty or early morning atmosphere. A large, semi-transparent white circle is overlaid on the left side of the image, serving as a background for the text.

Singpok Project example

Bamboo and wood fiber integrated wall panel

300panel



Bamboo and wood fiber integrated wallboard laminate

600panel





204panel

Great Wall Board



Wall panel

400panel



600panel



Bamboo and wood fiber integrated wallboard solid board

1220panel












Ceiling line

6020Line

3219Line



Product information

Size	Photo	Size	Photo
158panel	 A close-up photograph of a dark grey, ribbed panel with a yellowish-gold edge.	300panel	 A photograph of a light-colored, wood-grain panel with a yellowish-gold edge.
159panel	 A close-up photograph of a black, ribbed panel.	400panel	 A photograph of a dark brown, wood-grain panel with a yellowish-gold edge.
204panel	 A close-up photograph of a light-colored, wood-grain panel with a yellowish-gold edge.	600panel	 A photograph of a light grey panel with a yellowish-gold edge.
1220panel	 A photograph of a dark, textured panel with a white grid pattern.	6020Line	 A close-up photograph of a brown, ribbed panel with a yellowish-gold edge.
3219Line	 A close-up photograph of a light-colored, ribbed panel with a yellowish-gold edge.		